



LED UNDER CABINET LIGHT

► **DESIGN** - LED UNDER CABINET LIGHT is perfect for a hidden backlight. The built-in Hi/Low switch provides 100% and 50% brightness. The acrylic lens with a 110° beam angle and CRI90+ grants you even light distribution. It is designed to operate on 120V circuits.

► The 50° swivel lens makes under cabinet light perfect for directional lighting.

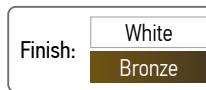
► **COLOR SELECTABLE** - You can choose either a 2,700K soft white, 3,000K warm white, or 4,000K cool white color temperature.

► **DIMMING** - Smooth triac dimming capabilities ranging from 10% to 100% with modern LED dimmers allow you to control the look and feel of your space.

► **INSTALLATION** - These fixtures can be installed as a plug-in or hardwired and also have the option of being linked together or installed separately. It is also Damp Locations rated.

► **ADVANTAGES** - With a lifespan of 50,000 hours, these fixtures are made to last decades under normal operation! ASD provides a 5-year limited warranty along with ETL and Energy Star certifications to guarantee top quality products and safety!

Catalog number	
Notes	
Type	



Model	Size	Watts	Voltage	Dimmable	Lumens	CCT	Finish	Dimensions (LxWxH)
UCL LINEAR								
ASD-UCL-9D3CC-WH	9 inch	3W	120 V	TRIAC	170/207/214 lm	3CCT (2,700/3,000/4,000 K)	White	9" x 3-11/16" x 1"
ASD-UCL-12D5CC-WH	12 inch	5W	120 V	TRIAC	297/395/406 lm	3CCT (2,700/3,000/4,000 K)	White	12" x 3-11/16" x 1"
ASD-UCL-18D8CC-WH	18 inch	8W	120 V	TRIAC	480/533/548 lm	3CCT (2,700/3,000/4,000 K)	White	18" x 3-11/16" x 1"
ASD-UCL-24D12CC-WH	24 inch	12W	120 V	TRIAC	758/854/874 lm	3CCT (2,700/3,000/4,000 K)	White	24" x 3-11/16" x 1"
ASD-UCL-32D16CC-WH	32 inch	16W	120 V	TRIAC	1,084/1,104/1,131 lm	3CCT (2,700/3,000/4,000 K)	White	32" x 3-11/16" x 1"
ASD-UCL-40D20CC-WH	40 inch	20W	120 V	TRIAC	1,437/1,477/1,532 lm	3CCT (2,700/3,000/4,000 K)	White	40" x 3-11/16" x 1"
ASD-UCL-48D24CC-WH	48 inch	24W	120 V	TRIAC	1,710/1,650/1,781 lm	3CCT (2,700/3,000/4,000 K)	White	48" x 3-11/16" x 1"
UCS SWIVEL								
ASD-UCS-9D3CC-WH	9 inch	3W	120 V	TRIAC	226/240/247 lm	3CCT (2,700/3,000/4,000 K)	White	9" x 3-5/8" x 1"
ASD-UCS-12D5CC-WH	12 inch	5W	120 V	TRIAC	350/314/317 lm	3CCT (2,700/3,000/4,000 K)	White	12" x 3-5/8" x 1"
ASD-UCS-12D5CC-BZ	12 inch	5W	120 V	TRIAC	350/314/317 lm	3CCT (2,700/3,000/4,000 K)	Bronze	12" x 3-5/8" x 1"
ASD-UCS-18D8CC-WH	18 inch	8W	120 V	TRIAC	551/584/613 lm	3CCT (2,700/3,000/4,000 K)	White	18" x 3-5/8" x 1"
ASD-UCS-18D8CC-BZ	18 inch	8W	120 V	TRIAC	551/584/613 lm	3CCT (2,700/3,000/4,000 K)	Bronze	18" x 3-5/8" x 1"
ASD-UCS-24D12CC-WH	24 inch	12W	120 V	TRIAC	850/610/747 lm	3CCT (2,700/3,000/4,000 K)	White	24" x 3-5/8" x 1"
ASD-UCS-24D12CC-BZ	24 inch	12W	120 V	TRIAC	850/610/747 lm	3CCT (2,700/3,000/4,000 K)	Bronze	24" x 3-5/8" x 1"
ASD-UCS-32D16CC-WH	32 inch	16W	120 V	TRIAC	1,210/1,266/1,328 lm	3CCT (2,700/3,000/4,000 K)	White	31-7/8" x 3-5/8" x 1"
ASD-UCS-32D16CC-BZ	32 inch	16W	120 V	TRIAC	1,210/1,266/1,328 lm	3CCT (2,700/3,000/4,000 K)	Bronze	31-7/8" x 3-5/8" x 1"
ASD-UCS-40D20CC-WH	40 inch	20W	120 V	TRIAC	1,509/1,430/1,431 lm	3CCT (2,700/3,000/4,000 K)	White	40-3/16" x 3-5/8" x 1"
ASD-UCS-48D24CC-WH	48 inch	24W	120 V	TRIAC	1,650/1,667/1,744 lm	3CCT (2,700/3,000/4,000 K)	White	48" x 3-5/8" x 1"

For most up-to-date spec sheets please refer to asd-lighting.com



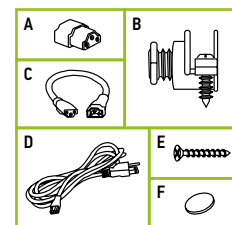
LED UNDER CABINET LIGHT

PRODUCT SPECIFICATIONS:

Construction & Materials						
Housing	Aluminum					
Lens	Plastic					
Finish	White, Bronze					
Weight	ASD-UCL-9D3CC-WH	1.1 lbs (0.5 kg)	ASD-UCL-48D24CC-WH	3.2 lbs (1.5 kg)	ASD-UCS-24D12CC-WH	2.3 lbs (1 kg)
	ASD-UCL-12D5CC-WH	1.3 lbs (0.6 kg)	ASD-UCS-9D3CC-WH	1.3 lbs (0.6 kg)	ASD-UCS-24D12CC-BZ	
	ASD-UCL-18D8CC-WH	1.5 lbs (0.7 kg)	ASD-UCS-12D5CC-WH		ASD-UCS-32D16CC-WH	3 lbs (1.4 kg)
	ASD-UCL-24D12CC-WH	1.9 lbs (0.9 kg)	ASD-UCS-12D5CC-BZ	1.4 lbs (0.6 kg)	ASD-UCS-32D16CC-BZ	
	ASD-UCL-32D16CC-WH	2.3 lbs (1 kg)	ASD-UCS-18D8CC-WH	1.9 lbs (0.9 kg)	ASD-UCS-40D20CC-WH	3.6 lbs (1.6 kg)
	ASD-UCL-40D20CC-WH	2.8 lbs (1.3 kg)	ASD-UCS-18D8CC-BZ		ASD-UCS-48D24CC-WH	3.9 lbs (1.8 kg)
Environmental system						
Work environment	Suitable for Damp Locations					
Operating temperature	-4°F to 113°F (-20°C to 45°C)					
L-70 Life	> 50,000 hrs					
Optical system						
Luminous flux	ASD-UCL-9D3CC-WH	170/207/214 lm	ASD-UCL-48D24CC-WH	1,710/1,650/1,781 lm	ASD-UCS-24D12CC-WH	850/610/747 lm
	ASD-UCL-12D5CC-WH	297/395/406 lm	ASD-UCS-9D3CC-WH	226/240/247 lm	ASD-UCS-24D12CC-BZ	
	ASD-UCL-18D8CC-WH	480/533/548 lm	ASD-UCS-12D5CC-WH	350/314/317 lm	ASD-UCS-32D16CC-WH	1,210/1,266/1,328 lm
	ASD-UCL-24D12CC-WH	758/854/874 lm	ASD-UCS-12D5CC-BZ		ASD-UCS-32D16CC-BZ	
	ASD-UCL-32D16CC-WH	1,084/1,104/1,131 lm	ASD-UCS-18D8CC-WH	551/584/613 lm	ASD-UCS-40D20CC-WH	1,509/1,430/1,431 lm
	ASD-UCL-40D20CC-WH	1,437/1,477/1,532 lm	ASD-UCS-18D8CC-BZ		ASD-UCS-48D24CC-WH	1,650/1,667/1,744 lm
Color temperature	3CCT switch (2,700/3,000/4,000 K), 3,000 K by default					
CRI	> 90					
Electrical system						
Input voltage	120 V					
Max input current	ASD-UCL-9D3CC-WH	0.03 A	ASD-UCL-48D24CC-WH	0.23 A	ASD-UCS-24D12CC-WH	0.15 A
	ASD-UCL-12D5CC-WH	0.05 A	ASD-UCS-9D3CC-WH	0.03 A	ASD-UCS-24D12CC-BZ	
	ASD-UCL-18D8CC-WH	0.082 A	ASD-UCS-12D5CC-WH	0.1 A	ASD-UCS-32D16CC-WH	
	ASD-UCL-24D12CC-WH	0.12 A	ASD-UCS-12D5CC-BZ		ASD-UCS-32D16CC-BZ	
	ASD-UCL-32D16CC-WH	0.165 A	ASD-UCS-18D8CC-WH	0.15 A	ASD-UCS-40D20CC-WH	
	ASD-UCL-40D20CC-WH	0.21 A	ASD-UCS-18D8CC-BZ		ASD-UCS-48D24CC-WH	
Inrush current (Action time)	ASD-UCL-9D3CC-WH	0.03 A (1 S)	ASD-UCL-48D24CC-WH	0.23 A (1 S)	ASD-UCS-24D12CC-WH	0.15 A (0.5 S)
	ASD-UCL-12D5CC-BZ	0.05 A (1 S)	ASD-UCS-9D3CC-WH	0.03 A (0.5 S)	ASD-UCS-24D12CC-BZ	
	ASD-UCL-18D8CC-WH	0.08 A (1 S)	ASD-UCS-12D5CC-WH	0.1 A (0.5 S)	ASD-UCS-32D16CC-WH	
	ASD-UCL-24D12CC-WH	0.12 A (1 S)	ASD-UCS-12D5CC-BZ		ASD-UCS-32D16CC-BZ	
	ASD-UCL-32D16CC-WH	0.16 A (1 S)	ASD-UCS-18D8CC-WH	0.15 A (0.5 S)	ASD-UCS-40D20CC-WH	
	ASD-UCL-40D20CC-WH	0.21 A (1 S)	ASD-UCS-18D8CC-BZ		ASD-UCS-48D24CC-WH	
Off state power	0W					
Power consumption	ASD-UCL-9D3CC-WH	3W	ASD-UCL-48D24CC-WH	24W	ASD-UCS-24D12CC-WH	12W
	ASD-UCL-12D5CC-WH	5W	ASD-UCS-9D3CC-WH	3W	ASD-UCS-24D12CC-BZ	
	ASD-UCL-18D8CC-WH	8W	ASD-UCS-12D5CC-WH	5W	ASD-UCS-32D16CC-WH	
	ASD-UCL-24D12CC-WH	12W	ASD-UCS-12D5CC-BZ		ASD-UCS-32D16CC-BZ	
	ASD-UCL-32D16CC-WH	16W	ASD-UCS-18D8CC-WH	8W	ASD-UCS-40D20CC-WH	
	ASD-UCL-40D20CC-WH	20W	ASD-UCS-18D8CC-BZ		ASD-UCS-48D24CC-WH	
Power factor	> 0.9					
Output voltage	120 V					
Max output current	ASD-UCL-9D3CC-WH	0.024 A	ASD-UCL-48D24CC-WH	0.19 A	ASD-UCS-24D12CC-WH	0.438 A
	ASD-UCL-12D5CC-WH	0.039 A	ASD-UCS-9D3CC-WH	0.1 A	ASD-UCS-24D12CC-BZ	
	ASD-UCL-18D8CC-WH	0.064 A	ASD-UCS-12D5CC-WH	0.288 A	ASD-UCS-32D16CC-WH	
	ASD-UCL-24D12CC-WH	0.095 A	ASD-UCS-12D5CC-BZ		ASD-UCS-32D16CC-BZ	
	ASD-UCL-32D16CC-WH	0.126 A	ASD-UCS-18D8CC-WH	0.419 A	ASD-UCS-40D20CC-WH	
	ASD-UCL-40D20CC-WH	0.158 A	ASD-UCS-18D8CC-BZ		ASD-UCS-48D24CC-WH	
Dimming range						
10-100%						
Dimming compatible controls						
Brand	Lutron					
Models	DV-603PG-WH	MACL-153M	DVL-600P			
	PD-6WCL-WH	DVCL-153P	DV-600P			
Regular and voluntary certifications						
5-year limited warranty						
Energy Star listed						
cETLus certified 3153196						

PACKAGE CONTENTS:

Description	Q-ty
LED Under Cabinet Light	1
End-to-end connector (A)	1
Romex connector (B)	1
6' linking cord (C)	1
6 ft power cord (D)	1
Screw (E)	2
Screw cap (F)	2
Box	1



For most up-to-date spec sheets please refer to asd-lighting.com



LED UNDER CABINET LIGHT

INSTALLATION GUIDE

IMPORTANT SAFETY INFORMATION:

Please read all the instructions below before installation.

- ▶ Make sure that the supply voltage corresponds to the rated product voltage.
- ▶ The product must be installed by a qualified electrician in accordance with the National Electrical Code and corresponding local codes.
- ▶ If the product is damaged, do not use it.

⚠ WARNING

RISK OF PERSONAL INJURY – READ and follow all WARNINGS and installation instructions. Keep or give to the owner for future reference.

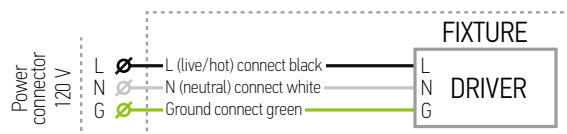
Risk of cuts: Wear gloves to prevent cuts or abrasions when removing from carton, handling, installing, and maintaining this product.

Risk of electric shock: This product must be installed in accordance with the applicable installation code by a person familiar with the construction and operation of the product and the hazards involved.

Risk of Fire: Minimum 194°F supply conductors. Consult a qualified electrician to ensure correct branch circuit conductor.

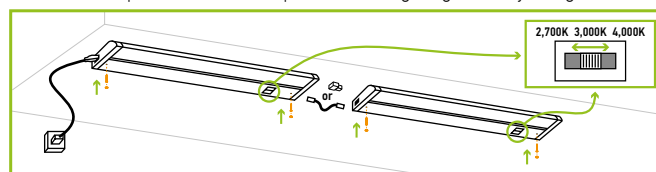
ASD® assumes no responsibility for claims arising out of improper or careless installation or handling of this product.

ELECTRICAL SCHEMATIC DIAGRAM:



PLUG-IN INSTALLATION:

1. Attach the fixture to the surface using two screws.
2. Multiple fixtures can be linked together with the end to end connector or linking cord.
3. Choose the preferred color temperature and lighting mode by using the switch.



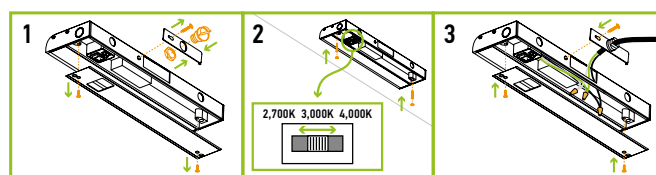
HARDWIRE INSTALLATION:

1. Remove the knock-out. Dismount the adapter plate by loosening the screw. Insert the romex connector into the open hole and secure it with the nut.

Dismount the front plate of the fixture by loosening two screws.

2. Attach the fixture to the surface using two screws and cover holes with screw caps. Choose the preferred color temperature and lighting mode using the switch.
3. Pass the wires through the romex connector and tuck them into the fixture. Connect the wires inside the fixture: Black to Black, White to White, Green to Green. Secure the connection with wire nuts. Reattach the front plate and the adapter plate by tightening the screws.

Multiple fixtures can be linked together with the end to end connector or linking cord.



* Multiple fixtures with different sizes and wattages can be linked together, the total wattage must not exceed 200W.

ORDERING INFORMATION

Model	UPC	Pcs. per carton	Carton size	Carton weight	GTIN 14
UCL LINEAR					
ASD-UCL-9D3CC-WH	810050734196	20	14.8" x 14.4" x 8.7"	26 lbs	40810050734194
ASD-UCL-12D5CC-WH	810050734202	20	17.3" x 14.8" x 8.7"	30.6 lbs	10810050734209
ASD-UCL-18D8CC-WH	810050734226	20	23.2" x 14.8" x 8.7"	38.3 lbs	10810050734223
ASD-UCL-24D12CC-WH	810050734240	12	29.3" x 9.1" x 8.7"	27.5 lbs	20810050734244
ASD-UCL-32D16CC-WH	810050734264	12	37.4" x 9.1" x 8.7"	33.9 lbs	30810050734265
ASD-UCL-40D20CC-WH	810050734271	12	45.3" x 9.1" x 8.7"	40.7 lbs	30810050734272
ASD-UCL-48D24CC-WH	810050734288	6	51.8" x 7.7" x 10.2"	24.2 lbs	40810050734286
UCS SWIVEL					
ASD-UCS-9D3CC-WH	810050738835	20	15.2" x 14.8" x 8.7"	27.9 lbs	10810050738832
ASD-UCS-12D5CC-WH	810050731102	20	18.1" x 14.8" x 8.7"	33.2 lbs	30810050731103
ASD-UCS-12D5CC-BZ	810050731119	20	18.1" x 14.8" x 8.7"	33.2 lbs	40810050731117
ASD-UCS-18D8CC-WH	810050731126	20	24" x 14.8" x 8.7"	41.8 lbs	30810050731127
ASD-UCS-18D8CC-BZ	810050731133	20	24" x 14.8" x 8.7"	41.8 lbs	40810050731131
ASD-UCS-24D12CC-WH	810050731140	12	30.1" x 9.1" x 8.7"	30.8 lbs	40810050731148
ASD-UCS-24D12CC-BZ	810050731157	20	30.1" x 14.8" x 8.7"	51.6 lbs	40810050731155
ASD-UCS-32D16CC-WH	810050733557	12	38.2" x 9.1" x 8.7"	38.5 lbs	50810050733552
ASD-UCS-32D16CC-BZ	810128110655	12	38.2" x 9.1" x 8.7"	38.5 lbs	10810128110652
ASD-UCS-40D20CC-WH	810050733564	6	43.7" x 7.7" x 10.2"	24.2 lbs	50810050733569
ASD-UCS-48D24CC-WH	810050738828	6	51.8" x 7.7" x 10.2"	27.8 lbs	20810050738822

For most up-to-date spec sheets please refer to asd-lighting.com