

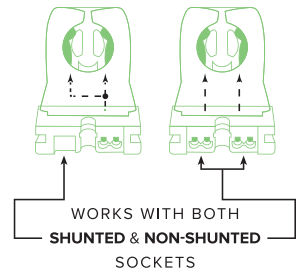
Key Features & Benefits:

- Dual-Mode, Works With or Without Electronic Ballast
- Glass Construction with Shatterproof Coating
- Integral Driver (Isolated)

Project: _____ Date: _____
 Catalog #: _____
 Notes: _____

Product Specifications:

Wattage: 13 Watts
 Selectable Kelvin: 3500K–4000K–5000K
 Lumen Output: Up to 1,950 Lumens
 Efficacy: Up to 150 lm/W
 Color Rendering Index (CRI): >80
 Input Voltage: 120–277 VAC
 Material: Glass with Shatterproof Coating
 Power Factor: >0.9
 Base Type: G13
 Operating Temperature: -4°F to 113°F
 NSF/ANSI 2: Food Equipment Standard by ETL
 Rated Life (hrs): 50,000 Hours
 Measurement (ØxLxW): Ø1.14" x 22.44" x 2.72"
 Weight (lbs): 0.31 Pounds



Ordering Guide:

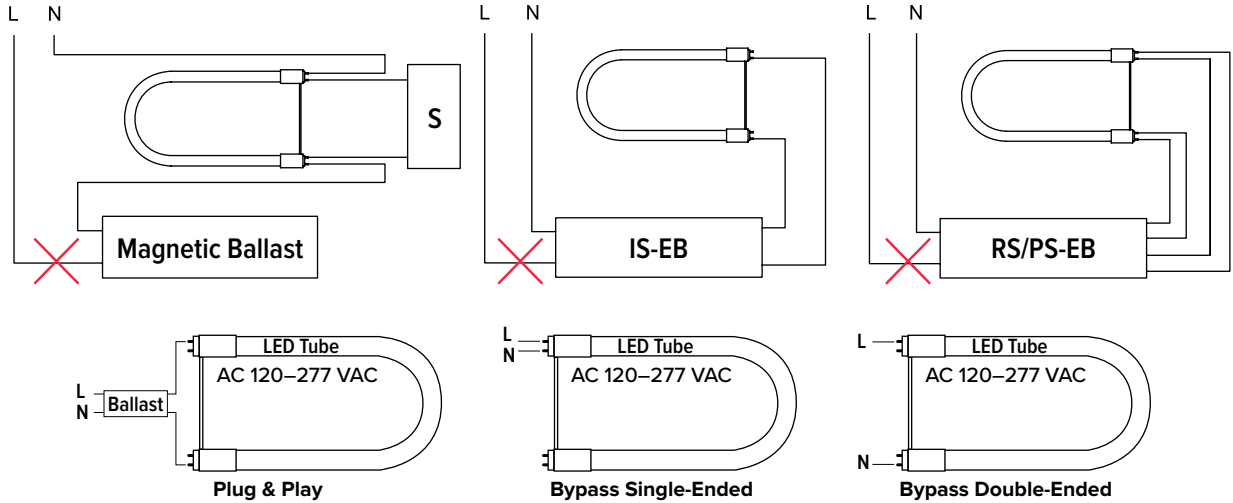
ESL	T8	TYPE	WATTAGE	LENS	GENERATION	SELECTABLE KELVIN
ESL	T8 <small>(T8) T8 Tube</small>	NUAB <small>(NUAB) Narrow, U-Bend Tube, Type AB</small>	13W <small>(13W) 13 Watts</small>	F <small>(F) Frosted</small>	1 <small>(1) 1st Generation</small>	3550 <small>(3550) 3500K–4000K–5000K</small>

Catalog Data:

ITEM#	SELECTABLE KELVIN	LINE VOLTAGE			0.78 BALLAST FACTOR			0.88 BALLAST FACTOR			1.18 BALLAST FACTOR			DLC QPL CODE
		WATTS	LUMEN OUTPUT	(lm/W)	WATTS	LUMEN OUTPUT	(lm/W)	WATTS	LUMEN OUTPUT	(lm/W)	WATTS	LUMEN OUTPUT	(lm/W)	
ESL-T8UAB-13W-F13550	3500K	12.8	1,900	146	13.5	1,700	126	15.5	1,900	123	23	2,650	115	S-QNZAI4
	4000K	12.8	1,975	150	13.5	1,775	131	15.5	1,975	127	23	2,725	118	
	5000K	12.8	1,950	150	13.5	1,750	130	15.5	1,950	126	23	2,700	117	
ESL-T8NUAB-13W-F13550	3500K	12.8	1,900	146	13.5	1,700	126	15.5	1,900	123	23	2,650	115	S-UDS2E6
	4000K	12.8	1,975	150	13.5	1,775	131	15.5	1,975	127	23	2,725	118	
	5000K	12.8	1,950	150	13.5	1,750	130	15.5	1,950	126	23	2,700	117	

*For a complete list of compatible ballasts, refer to our Ballast Compatibility Guide


T8AB Wire Diagrams (Type AB):



Dimensions:


U-Bend Type AB

ESL-T8UAB-13W-F13550
 Ø1.14" x 22.28" x 7.08"



Narrow U-Bend Type AB

ESL-T8NUAB-13W-F13550
 Ø1.14" x 22.44" x 2.71"



Our tubes are compatible with the ballasts listed below. Risk of damage or loss may occur if you use this tube with a ballast not listed below. ESL Vision is not liable for any damage or loss that may occur by not using the recommended ballasts below. We are testing ballasts constantly and will continue to update this list.

ACT

ACT2P32ISUNVE
ACT4P32ISUNVE

ADVANCE

ICN-2M32-MC
ICN-1P32-SC
ICN-2P32-N
ICN-3P32-N
ICN-2P32-SC
IOPA-2P32-N
IOPA-2PSP32-N
IOPA-3P32-N
IOPA-2P32-LW-N
IOPA-2PSP32-LW-SC
IOPA-4P32-N
REZ-2S32-SC
REL-2P32-SC
IZT-132-SC
IZT-2S32-SC
GOPA-2P32-LW-N
GOPA-2P32-LW-SC
GOPA-4P32-LW-SC
GOPA-4P32-SC

ARCATA

ACT2P32ISUNV
ACT4P32ISUNV
ACT2P32IS347
ACT4P32IS347

ESPEN

VE332MVHIPL
VE332MVHIPE
VE432MVHIPL
VE432MVHIP
VE432MVHIPE
VE4P32MVHIPE
VE4P32MVHIPHE
VE432MVHIPHE

FULHAM

NPY-120-432-T8B
NPY-120-432-T8-IS
WHCG3-120-T8-IS

FUSION

FB232MVE
FB232MVE-N
FB232MVE-HE
FB232MVE-LHE
FB232MVE-PPS-HE
FB332MVE
FB432MVE
FB432MVE-HE
FB432MVE-N
FB432MVE-PPS-HE
FB232347E-HE
FB232347E-PPS-HE
FB232347E-L
FB232347E-N
FB432347E-HE
FB432347E-L
FB432347E-PPS-HE

GE

GE232-120RES-DIYB
GE432-120RESDIYB
GE232MAX-N/ULTRA
GE232MAX-G-N
GE232MAXP-H/ULTRA
GE232MVN
GE232MAX-G-N-DIYB
GE332MAX-G-N-DIYB
GE432MAX-G-N-DIYB
GE232-MVPS-N
GE-232-MV-PS-N
GE332MV-N-DIY
GE432MAX-H-42T (3 & 4)
GE232MVP SH-V03 (1 & 2)
GE232PS347-N
GE432MAXP347-H (3 & 4)
GE432PS347-N

GREENHILL

GH2P59ISUNV
GH4P32ISUNV

HOWARD

EP332IS/L/MV/HE
EP332IS/MV/MC
EP432IS/L/MV/HE
EP2/59IS/MV/MC/HE

HUAFENG

ENI-T8-32-P2SC-N
ENI-T8-32-P3MC-N

KEYSTONE

KTEB-232-UV-IS-N-P
KTEB-332-UV-IS-N-P
KTEB-432-UV-IS-N-P

OSRAM

QHE 2x32T8/UNV DIM-TC
QHE 1x32T8/UNV DIM-TC
QHE 1xLEDT8/UNV-ISN-SC-G2
QHE 1xLEDT8/UNV-ISL-SC-G2
QHE 1xLEDT8/UNV-ISN-SC
QHE 4xLEDT8/UNV-ISN-SC-G2
QHE 3xLEDT8/UNV-ISN-SC-G2
QTP 4x32T8/UNV ISN-SC
QHE 3xLEDT8/UNV-ISN-SC
QHE 2xLEDT8/UNV-ISN-SC-Q2
QHE 1xLEDT8/UNV-ISL-SC-Q2
QHE 2x32T8/UNV ISN-SC-1
QHE 2xLEDT8/UNV-ISL-SC-Q2
QTP 4x32T8/UNV ISN-SC (3 & 4)
QHE 3x32T8/UNV PSN-SC
QHE 2x32T8/UNV PSN-MC
QHE 2x32T8/UNV PSH-HT
QHE 3x32T8/UNV DIM-TCL
QHE 2x32T8/UNV ISN-SC
QHE 3xLEDT8/UNV-ISL-SC

PACIFIC

EB-332IS-U
EB-432IS-U

PQL

70204

PREMIUM

BB-T8/UVH-2x32

STANDARD

E232T8IS120/L/AS/BULK
E432T8IS120/N/AS/BULK
E432T8IS120/H

SUPERIOR LIFE

VOLTS-50/60HZ

TRIAD

B432I347RH

ULTRASAVE

MR232347

UNIVERSAL

B232I347HE-A
B432I347HE-A
B232PUSV3PLA
B432IUNVHP-A